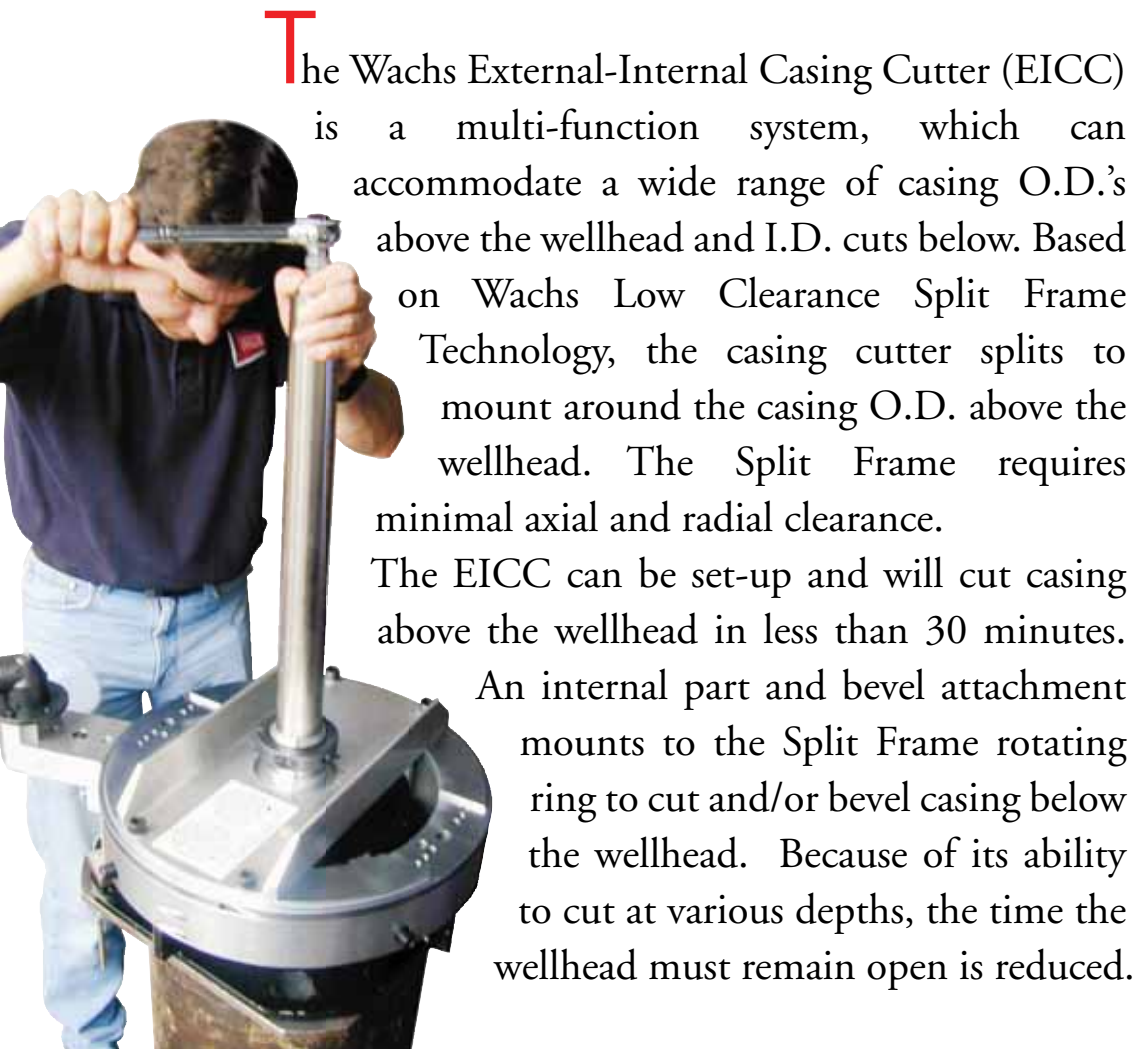




EICC


External-Internal Casing Cutter



The Wachs External-Internal Casing Cutter (EICC) is a multi-function system, which can accommodate a wide range of casing O.D.'s above the wellhead and I.D. cuts below. Based on Wachs Low Clearance Split Frame Technology, the casing cutter splits to mount around the casing O.D. above the wellhead. The Split Frame requires minimal axial and radial clearance.

The EICC can be set-up and will cut casing above the wellhead in less than 30 minutes.

An internal part and bevel attachment mounts to the Split Frame rotating ring to cut and/or bevel casing below the wellhead. Because of its ability to cut at various depths, the time the wellhead must remain open is reduced.



Fast Setup:

- A wellhead adapter ring mounts to the wellhead to center and support the machine during cutting. The ring captures the freshly cut casing with the part/bevel attachment below the Wellhead for fast removal.
- The part/bevel attachment features a durable internal chucking system that centers to the casing I.D. and provides stability for the I.D. cutting/beveling operation.
- The dual-tool post design offers fast cut-off and an auto-stop feed for beveling operations.
- This EICC system increases safety, using the safe cold cutting method and will meet all potential requirements for land and offshore wellhead casing cutting.



EICC

External-Internal Casing Cutter

SPECIFICATIONS

Machining Function: internal casing/pipe cutoff.

Capacity: 7" through 13 3/8" API casing.

Mounting system: Three-leg, universal chuck.

Tool Slides: standard (7" - 9 5/8") extended range 10 3/4" - 13 3/8" mechanical starwheel feed.

Counter: Mechanical/rotation.

Tooling: insert & holder/chamfer.

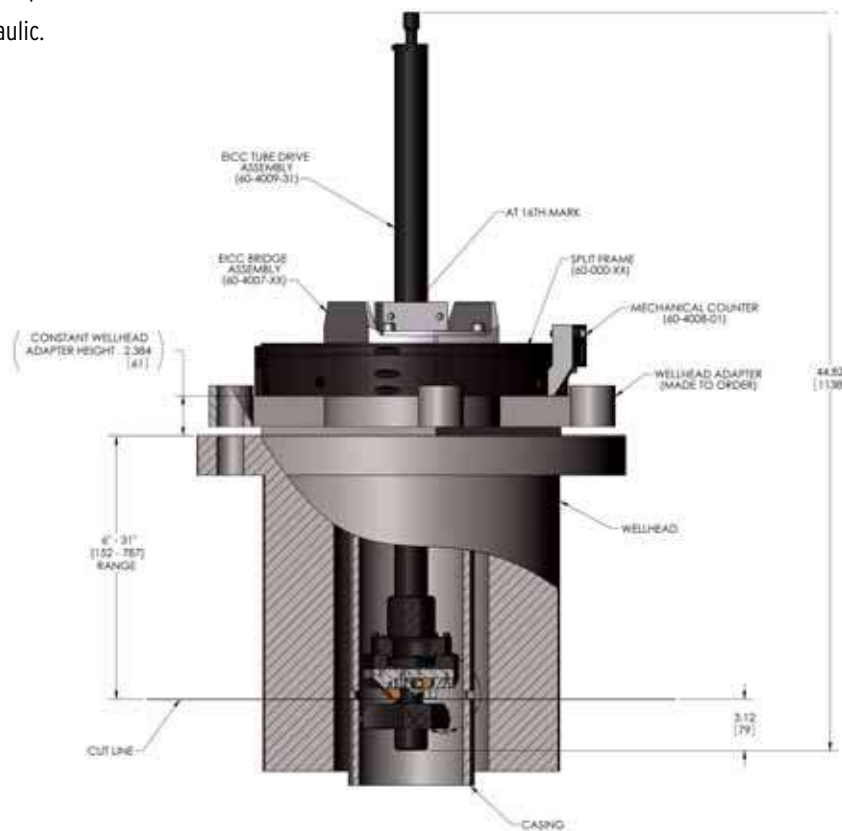
Feed Rate: .004" (0.1016 mm) per revolution.

Power: pneumatic or hydraulic.

Weight: 150 lbs. (69kg.)

WARRANTY

E.H. Wachs Machine Tools and their associated parts are warranted against defects in materials and workmanship for a period of twelve months from the date of purchase. E.H. Wachs Company reserves the right to repair or replace only those parts which prove to have been defective at the time of purchase. This warranty becomes void if maximum flow and pressure ratings are exceeded.



Sever the casing above the wellhead.



Remove Split Frame and install wellhead adapter ring.



Re-install Split Frame on adapter ring and attach internal casing attachment.



Perform internal casing cut and internal bevel.

E.H. WACHS COMPANY

600 Knightsbridge Pkwy. • Lincolnshire, Illinois 60069 • 800.323.8185 • +1.847.537.8800 worldwide • +1.847.520.1147 fax

www.wachsco.com